



Diffusori piatti - *On-wall speakers*

## Technical Specifications

MADE IN ITALY - 3-YEAR WARRANTY

Via Vittori, 21/1-2 • 48018 Faenza (Ra) Italia • Tel. +39 (0546) 682097  
[www.garvanacoustic.com](http://www.garvanacoustic.com) • [garvan@garvanacoustic.com](mailto:garvan@garvanacoustic.com)

  
**Garvan**<sup>®</sup>  
ARREDAMENTO ACUSTICO

serie diffusori piatti - on-wall speakers

Per interni: coassiali, due vie, d'Appolito - Indoor speakers, two way, coax, d'Appolito

Altoparlante  
Loudspeaker



Codice - Code	SNW210	SNW112	SNW12S
Tipo - Type	2 vie 2 way	2 vie coassiale 2 way coax	Coassiale stereo Stereo coax
Componenti - Components	Tw e Wf in neodimio Neodymium Tw and Wf	Tw neodimio, Wf cellulosa smorzata Neodymium Tw, doped paper Wf	Tw neodimio, Wf cellulosa smorzata Neodymium Tw, doped paper Wf
Potenza RMS - Power RMS (W)	25	60	35 + 35
Potenza Massima - Max Power (W)	50	120	70 + 70
Risp. in frequenza - Frequency response (Hz)	98 - 20k	83 - 20k	83 - 20k
Sensibilità - Sensitivity dB (1W/1m)	89	89	89
Impedenza nominale - Nominal impedance (Ω)	8	8	8 + 8
Woofer Ø (cm)	10,0	13,0	13,0
Tweeter voice coil Ø (cm)	1,4	1,4	2 x 1,4
Dimensioni - Dimensions H x W x D (cm)	19,0 x 19,0 x 3,3	19,0 x 19,0 x 5,8	19,0 x 19,0 x 6,3
Peso - Weight (Kg)	0,76	1,80	2,00

Cover estetica bianca  
White front cover (Standard)

Su richiesta eseguiamo estetiche personalizzate

Upon request we supply customized front covers



Codice - Code	11AXX1	11AXX1	11AXX1
Dimensioni - Dimensions H x W x D (cm)	19,0 x 19,0 x 0,3	19,0 x 19,0 x 0,3	19,0 x 19,0 x 0,3
Peso - Weight (Kg)	0,19	0,19	0,19
Rifinitura - Finishes	Panno bianco White fabric	Panno bianco White fabric	Panno bianco White fabric

Cabinet per diffusori piatti  
External cabinet for on-wall  
speakers



Codice cabinet con trattamento aggrappante bianco opaco tinteggiabile (standard) - Cabinet with matt white paintable fixative coating (standard)




CW191E	CW195E	CW195E
--------	--------	--------

Codice cabinet laccato in tutti i colori RAL (su richiesta) - Cabinet, lacquered in all RAL colors (on request)



CW191C	CW195C	CW195C
--------	--------	--------

Codice cabinet in acciaio inox satinato (su richiesta) - Satin stainless steel cabinet (on request)



CW191S	CW195S	CW195S
--------	--------	--------

Dimensioni - Dimensions H x W x D (cm)	19,4 x 19,4 x 3,9	19,4 x 19,4 x 7,6	19,4 x 19,4 x 7,6
Peso - Weight (Kg)	0,66	1,27	1,27
Materiali - Materials	Acciaio Steel	Acciaio Steel	Acciaio Steel

Per esterno/marino - Outdoor/  
marine loudspeaker IP66



Photos not to scale



SNW213	SNW316	SNW313	SNW513	SNW12M
2 vie 2 way	2 vie radiatore passivo 2 way passive radiator	Configurazione d'Appolito D'Appolito configuration	Configurazione d'Appolito D'Appolito configuration	Doppio cono Double-cone
Tw cupola in seta, Wf cellulosa smorzata Silk dome Tw, doped paper Wf	Tw cupola in seta, Wf in neodimio Silk dome Tw, Neodymium Wf	Tw cupola in seta, Wf cellulosa smorzata Silk dome Tw, doped paper Wf	Tw cupola in seta, Wf cellulosa smorzata Silk dome Tw, doped paper Wf	Doppio cono in fibra di vetro Glass fiber double-cone
75	75	150	300	50
150	150	300	600	100
78 - 20k	62 - 20k	78 - 20k	55 - 20k	85 - 20k
89	91	92	93	88
8	8	8	8	8
13,0	1 x 16,0	2 x 13,0	4 x 13,0	130
2,5	2,5	2,5	3,0	
28,0 x 19,0 x 6,0	44,0 x 19,0 x 5,8	44,0 x 19,0 x 6,0	80,0 x 19,0 x 8,8	19,0 x 19,0 x 5,6
3,00	3,02	4,10	9,30	1,30



Photos not to scale



Marine paint

31AXX1	41AXX1	41AXX1	71AXX1	11BXXMF
28,0 x 19,0 x 0,3	44,0 x 19,0 x 0,3	44,0 x 19,0 x 0,3	80,0 x 19,0 x 0,4	19,0 x 19,0 x 0,8
0,25	0,50	0,50	0,90	0,18
Panno bianco White fabric	Panno bianco White fabric	Panno bianco White fabric	Panno bianco White fabric	Griglia microforata bianca White microperforated grille



Photos not to scale



CW282E	CW442E	CW442E	CW542E	CW196E
CW282C	CW442C	CW442C	CW542C	CW196C
CW282S	CW442S	CW442S	CW542S	CW196S
28,4 x 19,4 x 7,6	44,4 x 19,4 x 7,6	44,4 x 19,4 x 7,6	80,5 x 19,5 x 10,0	19,4 x 19,4 x 7,6
1,54	2,00	2,00	4,20	1,22
Acciaio Steel	Acciaio Steel	Acciaio Steel	Acciaio Steel	Acciaio inox Stainless steel



Forare con il trapano e inserire nei fori i tasselli meccanici per installare il cabinet alla parete.

*Make the holes with the drill and put in the mechanical elements needed to fix the cabinet to the wall.*



Tinteggiare il cabinet assieme alla parete (versione standard).

*Paint the cabinet together with the wall (standard version).*




Collegare i cavi ai connettori di ingresso.

*Link the cables to the input connectors.*



Inserire l'altoparlante e fissarlo al cabinet con le viti in dotazione.


*Insert the loudspeaker and fix it with the supplied screws.*



Magnete  
Magnet

Bullone M3  
Screw M3


**Versione con estetica a sbordo.** Inserire i magneti nei fori filettati esterni, regolandoli in altezza in relazione all'estetica utilizzata. Nel foro più interno inserire il bullone di chiusura. **Version with overlapping front cover.** Insert the magnets into the external threaded holes and adjust their height to suit the front cover used. Insert the locking bolt into the innermost hole.



Bullone M3  
Screw M3

Magnete  
Magnet

**Versione con estetica raso.** Inserire i magneti nei fori filettati interni, regolandoli in altezza in relazione all'estetica utilizzata. Nel foro più esterno inserire il bullone di chiusura. **Version with flush mount front cover.** Insert the magnets into the internal threaded holes and adjust their height to suit the front cover used. Insert the locking bolt into the outermost hole.



Montare il gancio di sicurezza e applicare l'occhiello in un bullone di fissaggio della flangia altoparlante.

*Mount the safety hook and put the eyelet in one of the flange's fixing bolts.*



Applicare la flangia estetica sostenuta dalle calamite (la foto illustra l'estetica standard 31AXX1).

*Apply the front cover supported by magnets (the picture shows the standard cover 31AXX1).*